

17-B, Mahal Industrial Estate,
Mahakali Caves Road,
Andheri (E), Mumbai - 400 093. INDIA.
Tel. : (91-22) 6645 5645
Fax : (91-22) 6645 5685

CIN No: L73100GJ2006PLC047837
Website: www.sunpharma.in

**SUN PHARMA
ADVANCED RESEARCH
COMPANY LTD.**



April 11, 2014

National Stock Exchange of India Ltd,
Exchange Plaza, 5th Floor,
Plot No. C/1, G Block,
Bandra Kurla Complex,
Bandra (East),
Mumbai – 400 051.

BSE Limited.,
Market Operations Dept.
P. J. Towers,
Dalal Street,
Mumbai - 400 001.

Dear Sirs,

Sub: Submission of Shareholding Pattern as per Clause 35 of the Listing Agreement, for the Quarter ended 31st March, 2014.

Please find herewith the Shareholding Pattern of the Company, in terms of Clause 35 of the Listing Agreement for the quarter ending 31st March, 2014.

This is for your information and record.

Thanking you,

Yours faithfully,

For Sun Pharma Advanced Research Company Ltd.,


Meetal S. Sapat
Company Secretary

Encl: as above


(I) (a) Statement showing Shareholding Pattern

Name of the Company: SUN PHARMA ADVANCED RESEARCH COMPANY LTD			
Scrip Code, Name of the scrip, class of security:		BSE- 532872, NSE- SPARC; Equity	
Quarter ended:		31 st March, 2014	
Partly paid-up shares:-	No. of partly paid-up shares	As a % of total no. of partly paid-up shares	As a % of total no. of shares of the company
Held by Promoter / Promoter Group	0	0.00	0.00
Held by public	60071	100.00	0.03
Total	60071	100.00	0.03
Outstanding convertible securities:-	No. of outstanding securities	As a % of total No. of outstanding convertible securities	As a % of total no. of shares of the company, assuming full conversion of the convertible securities
Held by Promoter / Promoter Group	0	0.0000	0.0000
Held by public	0	0.0000	0.0000
Total	0	0.0000	0.0000
Warrants:-	No. of warrants	As a % of total no. of warrants	As a % of total no. of shares of the company, assuming full conversion of warrants
Held by Promoter / Promoter Group	0	0.0000	0.0000
Held by public	0	0.0000	0.0000
Total	0	0.0000	0.0000
Total paid-up capital of the company assuming full conversion of warrants and convertible securities			

236704447




Category Code (I)	Category of shareholder (II)	Number of shareholders (III)	Total number of shares (IV)	Number of shares held in dematerialised form (V)	percentage of total number of shares		Shares pledged or otherwise encumbered	
					As a percentage of (A+B) (VI)	As a percentage of (A+B+C) (VII)	Number of shares (VIII)	As a percentage (IX) = (VIII)/(IV)*100
(A)	Promoter and Promoter Group							
1	Indian							
(a)	Individuals/Hindu Undivided Family	10	35470143	35470143	14.98	14.98	675,000	1.90
(b)	Central Government/State Government(s)	0	0	0	0.00	0.00	0	0.00
(c)	Bodies Corporate	17	123275262	123274062	52.08	52.08	0	0.00
(d)	Financial Institutions / Banks	0	0	0	0.00	0.00	0	0.00
(e)	Any Other (specify)	0	0	0	0.00	0.00	0	0.00
	Trusts	1	147791	147791	0.06	0.06		
	Sub Total (A)(1)	28	158893196	158891996	67.13	67.13	675,000	0.42
2	Foreign							
(a)	Individuals (Non-Resident Individuals/Foreign Individuals)	0	0	0	0.00	0.00	0	0.00
(b)	Bodies Corporate	0	0	0	0.00	0.00	0	0.00
(c)	Institutions	0	0	0	0.00	0.00	0	0.00
(d)	Qualified Foreign Investors	0	0	0	0.00	0.00	0	0.00
(e)	Any Other (specify)	0	0	0	0.00	0.00	0	0.00
	Sub Total (A)(2)	0	0	0	0.00	0.00	0	0.00
	Total Shareholding of Promoter and Promoter Group (A)=(A)(1)+(A)(2)	28	158893196	158891996	67.13	67.13	675,000	0.42
(B)	Public shareholding							
1	Institutions							
(a)	Mutual Funds/UTI	12	3729951	3480707	1.58	1.58	-	-
(b)	Financial Institutions / Banks	10	149367	149083	0.06	0.06	-	-
(c)	Central Government/State Government(s)	0	0	0	0.00	0.00	-	-
(d)	Venture Capital Funds	0	0	0	0.00	0.00	-	-
(e)	Insurance Companies	1	229144	229144	0.10	0.10	-	-
(f)	Foreign Institutional Investors	43	10983522	10982322	4.64	4.64	-	-
(g)	Foreign Venture Capital Investors	0	0	0	0.00	0.00	-	-
(h)	Qualified Foreign Investors	0	0	0	0.00	0.00	-	-
(i)	Any Other (specify)	0	0	0	0.00	0.00	-	-
	Sub Total (B) (1)	66	15091984	14841256	6.38	6.38		



2	Non-institutions							
(a)	Bodies Corporate	1043	14041869	14023358	5.93	5.93	-	-
(b) (i)	Individuals - shareholders holding nominal share capital up to Rs 1 Lakh	60127	29780425	28633319	12.58	12.58	-	-
(ii)	Individual shareholders holding nominal share capital in excess of Rs. 1 Lakh	31	16896280	16896280	7.14	7.14	-	-

Category code	Category of shareholder	Number of shareholders	Total number of shares	Number of shares held in dematerialised form	percentage of total number of shares		Shares pledged or otherwise encumbered	
					As a percentage of (A+B) (VI)	As a percentage of (A+B+C) (VII)	Number of shares (VIII)	As a percentage (IX) = (VIII)/(IV)*100
(I)	(II)	(III)	(IV)	(V)	(VI)	(VII)	(VIII)	(IX)
(c)	Qualified Foreign Investors	0	0	0	0.0000	0.0000	-	-
(d)	Any Other							
i	Non Resident Indians (Repat)	893	879415	865246	0.37	0.37	-	-
ii	Non Resident Indians (Non Repat)	235	277578	277578	0.12	0.12	-	-
iii	Qualified Foreign Investors	0	0	0	0.00	0.00	-	-
iv	Clearing Member	326	829790	829790	0.35	0.35	-	-
v	Trusts	8	4310	4310	0.00	0.00	-	-
vi	Overseas Corporate Bodies	1	9600	9600	0.00	0.00	-	-
	Sub Total (B)(2)	62664	62719267	61539481	26.50	26.50	-	-
	Total Public Shareholding Public Group (B)=(B)(1)+(B)(2)	62730	77811251	76380737	32.87	32.87	NA	NA
	Total (A)+(B)	62758	236704447	235272733	100.00	100.00		
(C)	Shares held by custodians and against which Depository Receipts have been issued							
i	Promoter and Promoter group	0	0	0	0.00	0.00	0	0.00
ii	Public	0	0	0	0.00	0.00	0	0.00
	Sub Total (C)	0	0	0	0.00	0.00	0	0.00
	GRAND TOTAL (A)+(B)+(C)	62758	236704447	235272733	100.00	100.00	675,000	0.29



(I)(b) Statement showing holding of securities (including shares, warrants, convertible securities) of persons belonging to the category "Promoter and Promoter Group"

Sr. No.	Name of the shareholder	Details of Shares held		Encumbered shares			Details of warrants		Details of convertible securities		Total shares (including underlying shares assuming full conversion of warrants and convertible securities) as a % of diluted share capital
		Number of shares held	As a % of grand total (A)+(B)+(C)	No.	As a percentage	As a % of grand total (A)+(B)+(C) of sub-clause (I)(a)	Number of warrants held	As a % total number of warrants of the same class	Number of convertible securities held	As a % total number of convertible securities of the same class	
(I)	(II)	(III)	(IV)	(V)	(VI)=(V)/(III)*100	(VII)	(VIII)	(IX)	(X)	(XI)	(XII)
1	DILIP SHANTILAL SHANGHVI	26809395	11.33	0	0.00	0.00	0	0	0	0	11.33
2	VIDHI INVESTMENT PRIVATE LIMITED	23555458	9.95	0	0.00	0.00	0	0	0	0	9.95
3	TEJASKIRAN PHARMACHEM INDUSTRIES PVT LTD	23122598	9.77	0	0.00	0.00	0	0	0	0	9.77
4	QUALITY INVESTMENT PRIVATE LIMITED	22735998	9.61	0	0.00	0.00	0	0	0	0	9.61
5	FAMILY INVESTMENT PRIVATE LIMITED	22578841	9.54	0	0.00	0.00	0	0	0	0	9.54
6	VIRTUOUS SHARE INVESTMENTS PVT. LTD.	11968080	5.06	0	0.00	0.00	0	0	0	0	5.06
7	VIRTUOUS FINANCE PVT LIMITED	11262658	4.76	0	0.00	0.00	0	0	0	0	4.76
8	SHOLAPUR ORGANICS PRIVATE LIMITED	1859870	0.79	0	0.00	0.00	0	0	0	0	0.79
9	JAYANT SHANTILAL SANGHVI	1162066	0.49	675000	58.09	0.29	0	0	0	0	0.49
10	VIBHA DILIP SHANGHVI	670871	0.28	0	0.00	0.00	0	0	0	0	0.28
11	KUMUD SHANTILAL SHANGHVI	380440	0.16	0	0.00	0.00	0	0	0	0	0.16
12	AALOK DILIP SHANGHVI	334045	0.14	0	0.00	0.00	0	0	0	0	0.14
13	VIDHI DILIP SHANGHVI	328245	0.14	0	0.00	0.00	0	0	0	0	0.14
14	JEEVANREKHA INVESTRADE PVT. LTD.	169657	0.07	0	0.00	0.00	0	0	0	0	0.07
15	KUMUD S. SHANGHVI TRUSTEE OF SHANGHVI FAMILY & FRIENDS BENEFIT TRUST	147791	0.06	0	0.00	0.00	0	0	0	0	0.06
16	PACKAGE INVESTRADE PVT. LTD.	104092	0.04	0	0.00	0.00	0	0	0	0	0.04

[Handwritten Signature]




17	VARSHA KIRAN DOSHI	25100	0.01	0	0.00	0.00	0	0	0	0	0.01
18	SHANGHVI FINANCE PRIVATE LIMITED	32867	0.01	0	0.00	0.00	0	0	0	0	0.01
19	DIPTI NIRMAL MODI	27871	0.01	0	0.00	0.00	0	0	0	0	0.01
20	ASAWARI INVESTMENT & FINANCE PVT.LTD.	5668	0.00	0	0.00	0.00	0	0	0	0	0.00
21	FLAMBOYAWER FINANCE PRIVATE LIMITED	2426	0.00	0	0.00	0.00	0	0	0	0	0.00
22	SANGHVI PROPERTIES PRIVATE LIMITED	1800	0.00	0	0.00	0.00	0	0	0	0	0.00
23	GUJARAT SUN PHARMACEUTICAL INDUSTRIES PVT LTD	1670	0.00	0	0.00	0.00	0	0	0	0	0.00
24	NIRMIT EXPORTS PRIVATE LIMITED	817	0.00	0	0.00	0.00	0	0	0	0	0.00
25	ADITYA MEDISALES LIMITED *	4663156	1.97	0	0.00	0.00	0	0	0	0	1.97
26	RAKSHA SUDHIR VALIA *	3973941	1.68	0	0.00	0.00	0	0	0	0	1.68
27	SUDHIR VRUNDAVANDAS VALIA *	1758169	0.74	0	0.00	0.00	0	0	0	0	0.74
28	UNIMED INVESTMENTS LIMITED *	1209606	0.51	0	0.00	0.00	0	0	0	0	0.51
TOTAL		158893196	67.13	675000	58.09	0.29	0	0	0	0	67.13
* Persons acting in concert											



Statement showing holding of securities (including shares, warrants, convertible securities) of persons belonging to the category "Public" and holding more than 1% of the total number of shares

(I)(c)(i)


Sr. No.	Name of the shareholder	Number of shares held	Shares as a percentage of total number of shares {i.e., Grand Total (A)+(B)+(C) indicated in Statement at para (I)(a) above}	Details of warrants		Details of convertible securities		Total shares (including underlying shares assuming full conversion of warrants and convertible securities) as a % of diluted share capital
				Number of warrants held	As a % total number of warrants of the same class	Number of convertible securities held	% w.r.t total number of convertible securities of the same class	
1	Sun Pharmaceutical Industries Key Employees Benefit Trust	9244217	3.91	0.00	0.00	0.00	0.00	3.91
2	Lakshdeep Investments & Finance Pvt. Ltd	3911542	1.65	0.00	0.00	0.00	0.00	1.65
3	JPMORGAN INDIA FUND	3267568	1.38	0.00	0.00	0.00	0.00	1.38
TOTAL		16423327	6.94	0.00	0.00	0.00	0.00	6.94



Statement showing holding of securities (including shares, warrants, convertible securities) of persons (together with PAC) belonging to the category

(I)(c)(ii) "Public" and holding more than 5% of the total number of shares of the company


Sr. No.	Name(s) of the shareholder(s) and the Persons Acting in Concert (PAC) with them	Number of shares	Shares as a percentage of total number of shares (i.e., Grand Total (A)+(B)+(C) indicated in Statement at para (I)(a) above)	Details of warrants		Details of convertible securities		Total shares (including underlying shares assuming full conversion of warrants and convertible securities) as a % of diluted share capital
				Number of warrants	As a % total number of warrants of the same class	Number of convertible securities held	% w.r.t total number of convertible securities of the same class	
1			0.0000					
TOTAL		0	0.0000					



(I)(d) Statement showing details of locked-in shares				
Sr. No.	Name of the shareholder	Number of Locked in Shares	Locked-in shares as a percentage of total number of shares (i.e., Grand Total (A)+(B)+(C) indicated in Statement at para (I)(a) above}	Promoter / Promoter Group / Public
1	NIL	NIL	NIL	
TOTAL		NIL	NIL	




(II)(a) Statement showing details of Depository Receipts (DRs)				
Sr. No.	Type of outstanding DR (ADRs, GDRs, SDRs, etc.)	Number of outstanding DRs	Number of shares underlying outstanding DRs	Shares underlying outstanding DRs as a percentage of total number of shares [i.e., Grand Total (A)+(B)+(C) indicated in Statement at para (I)(a) above]
1	NIL	NIL	NIL	NIL
TOTAL		NIL	NIL	NIL



Statement showing holding of Depository Receipts (DRs), where underlying shares held by "Promoter/Promoter Group" are in excess of 1% of the total number of shares

(II) (b)

Sr. No.	Name of the DR Holder	Type of outstanding DR (ADRs, GDRs, SDRs, etc.)	Number of shares underlying outstanding DRs	Shares underlying outstanding DRs as a percentage of total number of shares {i.e., Grand Total (A)+(B)+(C) indicated in Statement at para (I)(a) above}
1	NIL	NIL	NIL	NIL
	TOTAL	NIL	NIL	NIL